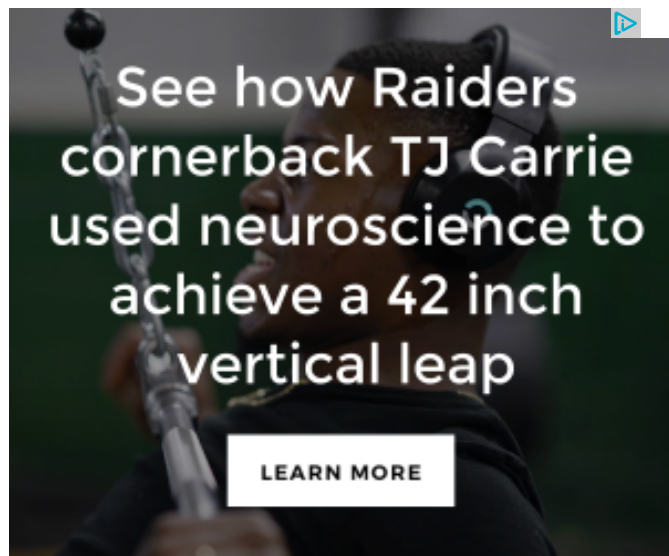


[_ \(http://neurosciencenews.com\)](http://neurosciencenews.com)[Home \(http://neurosciencenews.com\)](http://neurosciencenews.com) >[Featured \(http://neurosciencenews.com/neuroscience-topics/featured/\)](http://neurosciencenews.com/neuroscience-topics/featured/)

Brain Blocks Formation of New Memories on Waking to Safeguard Consolidating Existing Memories

[NEUROSCIENCE NEWS \(HTTP://NEUROSCIENCENEWS.COM/AUTHOR/NEUROSCIENCENEW/\)](http://neurosciencenews.com/author/neurosciencenew/) x DECEMBER 6, 2016[FEATURED \(HTTP://NEUROSCIENCENEWS.COM/NEUROSCIENCE-TOPICS/FEATURED/\)](http://neurosciencenews.com/neuroscience-topics/featured/)[NEUROSCIENCE \(HTTP://NEUROSCIENCENEWS.COM/NEUROSCIENCE-TOPICS/NEUROSCIENCE/\)](http://neurosciencenews.com/neuroscience-topics/neuroscience/)[OPEN NEUROSCIENCE ARTICLES \(HTTP://NEUROSCIENCENEWS.COM/NEUROSCIENCE-TOPICS/OPEN-NEUROSCIENCE-ARTICLES/\)](http://neurosciencenews.com/neuroscience-topics/open-neuroscience-articles/)[6 MIN READ \(HTTP://NEUROSCIENCENEWS.COM/WAKING-MEMORY-CONSOLIDATION-5696/\)](http://neurosciencenews.com/waking-memory-consolidation-5696/)

Summary: According to a new study, the brain blocks the ability for creating new memories shortly after waking in order to prevent the disruption of the stabilization of memory consolidation that occurs during sleep.

Source: Bar-Ilan University.

Bar-Ilan University scientists show that a protein synthesis dependent process blocks new learning just after waking, thereby preventing the disruption of memory stabilization which occurs during sleep.

Throughout our waking lives we are exposed to a continuous stream of stimuli and experiences. Some of these experiences trigger the strengthening of connections between neurons in the brain, and begin the process of forming memories. However, these initial memory traces are fragile and only a small number will become long-term memories with the potential to last a lifetime. For this transition to occur, the brain must stabilize the memory traces through a process called consolidation.

Let's sleep on it

During consolidation, the brain produces new proteins that strengthen the fragile memory traces. However, if a new experience occurs while an existing memory trace is being consolidated, the new stimuli could disrupt or even hijack the consolidation process.

The brain partially solves this problem by postponing some of the memory consolidation to a period in which new experiences are minimalized, that is, while we are asleep. But what happens if we wake up while consolidation is taking place? How does the brain prevent events that occur just after awakening from interrupting the consolidation process?

A new study by Prof. Abraham Susswein of the Mina and Everard Goodman Faculty of Life Sciences and The Leslie and Susan Gonda (Goldschmied) Multidisciplinary Brain Research Center at Bar-Ilan University, has now answered this question. Published today in eLife, the article's first author is Roi Levy, whose doctoral research — conducted in Prof. Susswein's lab — is described in the present study, which also includes part of the doctoral research of David Levitan.

Susswein and his colleagues have used a seemingly unlikely subject for their study, namely the sea hare *Aplysia*. These marine slugs are convenient for neuroscientific investigation because of their simple nervous systems and large neurons, and because they have been shown to be capable of basic forms of learning.

Just after training during waking hours, proteins are synthesized to initiate the consolidation of new memory. Consolidation proteins are produced again in greater quantities during sleep for subsequent processes on the memory trace. The researchers found that blocking the production of consolidation proteins in sleeping sea slugs prevents these creatures from forming long-term memories, confirming that, like us, they do consolidate memories during sleep.

Overcoming Memory Block

Susswein, Levy and Levitan now show that exposing sea slugs to new stimuli immediately after they wake up does not trigger the formation of new memories. In a learning paradigm affecting sea slugs' feeding activity, the animals were trained after being awakened from sleep. On awakening, interactions between new experiences and consolidation are prevented because the brain blocks long-term memory arising from the new stimuli. However, when the researchers treated the slugs just prior to the training with a drug that inhibits protein production, they found that the new stimuli could generate long-term memory. These findings show that proteins blocking the formation of new memories prevent an experience upon waking from being effective in producing memory. Removing this block – by inhibiting protein production – allows experiences just after waking to be encoded in memory. This even applies to experiences that are too brief to trigger memory formation in fully awake sea slugs.



<https://10.wp.com/neurosciencenews.com/press-releases/2022/07/22/memory-formation-consolidation-public/>

Just after training during waking hours, proteins are synthesized to initiate the consolidation of new memory. Consolidation proteins are produced again in greater quantities during sleep for subsequent processes on the memory trace. The researchers found that blocking the production of consolidation proteins in sleeping sea slugs prevents these creatures from forming long-term memories, confirming that, like us, they do consolidate memories during sleep. NeuroscienceNews.com image is for illustrative purposes only.

Susswein said “The major insight from this research is that there is an active process in the brain which inhibits the ability to learn new things and protects the consolidation of memories.”

Two Heads are Better than One

The researchers also compared learning by fully [awake](http://neurosciencenews.com/waking-memory-consolidation-5696/) (<http://neurosciencenews.com/waking-memory-consolidation-5696/>) sea slugs trained in isolation and those trained with companions. They discovered that training in social isolation appears to inhibit new learning, and identified similar molecular processes common to both training in isolation and to training on waking from sleep.

For the Future

“Our next step following on from this work,” says Susswein, “is to identify these memory blocking proteins and to fathom how they prevent the formation of new memories.” He adds: “We may also find that the blocking process accounts for why we cannot remember our dreams when we wake up.”

An important future challenge is to investigate whether the same proteins could ultimately be used to block unwanted memories, for example, in cases of Post-Traumatic Stress Disorder.

ABOUT THIS MEMORY RESEARCH ARTICLE

Funding: The research described above was funded by the Israel Science Foundation (ISF).

Source: Elana Oberlander – [Bar-Ilan University \(http://www.biu.ac.il/\)](http://www.biu.ac.il/)

Image Source: NeuroscienceNews.com image is in the public domain.

Original Research: Full open access [research \(https://elifesciences.org/content/5/e17769\)](https://elifesciences.org/content/5/e17769) for “New learning while consolidating memory during sleep is actively blocked by a protein synthesis dependent process” by Roi Levy, David Levitan, and Abraham J Susswein in *eLife*. Published online December 5 2016 doi:10.7554/eLife.17769

CITE THIS NEUROSCIENCENEWS.COM ARTICLE

MLA

APA

CHICAGO

Bar-Ilan University “Brain Blocks Formation of New Memories on Waking to Safeguard Consolidating Existing Memories.” NeuroscienceNews. NeuroscienceNews, 6 December 2016.
<<http://neurosciencenews.com/waking-memory-consolidation-5696/>>.

Abstract

New learning while consolidating memory during sleep is actively blocked by a protein synthesis dependent process

Brief experiences while a memory is consolidated may capture the consolidation, perhaps producing a maladaptive memory, or may interrupt the consolidation. Since consolidation occurs during sleep, even fleeting experiences when animals are awakened may produce maladaptive long-term memory, or may interrupt consolidation. In a learning paradigm affecting Aplysia feeding, when animals were trained after being awakened from sleep, interactions between new experiences and consolidation were prevented by blocking long-term memory arising from the new experiences. Inhibiting protein synthesis eliminated the block and allowed even a brief, generally ineffective training to produce long-term memory. Memory formation depended on consolidative


proteins already expressed before training. After effective training, long term memory required subsequent transcription and translation. Memory formation during the sleep phase was correlated with increased CREB1 transcription, but not CREB2 transcription. Increased C/EBP transcription was a correlate of both effective and ineffective training and of treatments not producing memory.


“New learning while consolidating memory during sleep is actively blocked by a protein synthesis dependent process” by Roi Levy, David Levitan, and Abraham J Susswein in *eLife*. Published online December 5 2016
doi:10.7554/eLife.17769


FEEL FREE TO SHARE THIS NEUROSCIENCE NEWS.


Share 114


Tweet

 29

 submit

 9

 66

 More

[BAR-ILAN UNIVERSITY \(HTTP://NEUROSCIENCENEWS.COM/NEUROSCIENCE-TERMS/BAR-ILAN-UNIVERSITY/\)](http://neurosciencenews.com/neuroscience-terms/bar-ilan-university/)

[GENETICS \(HTTP://NEUROSCIENCENEWS.COM/NEUROSCIENCE-TERMS/GENETICS/\)](http://neurosciencenews.com/neuroscience-terms/genetics/)

[LONG-TERM MEMORY \(HTTP://NEUROSCIENCENEWS.COM/NEUROSCIENCE-TERMS/LONG-TERM-MEMORY/\)](http://neurosciencenews.com/neuroscience-terms/long-term-memory/)

[MEMORY \(HTTP://NEUROSCIENCENEWS.COM/NEUROSCIENCE-TERMS/MEMORY/\)](http://neurosciencenews.com/neuroscience-terms/memory/)

[MEMORY CONSOLIDATION \(HTTP://NEUROSCIENCENEWS.COM/NEUROSCIENCE-TERMS/MEMORY-CONSOLIDATION/\)](http://neurosciencenews.com/neuroscience-terms/memory-consolidation/)

[MEMORY FORMATION \(HTTP://NEUROSCIENCENEWS.COM/NEUROSCIENCE-TERMS/MEMORY-FORMATION/\)](http://neurosciencenews.com/neuroscience-terms/memory-formation/)

[NEUROBIOLOGY \(HTTP://NEUROSCIENCENEWS.COM/NEUROSCIENCE-TERMS/NEUROBIOLOGY/\)](http://neurosciencenews.com/neuroscience-terms/neurobiology/)

[NEURONS \(HTTP://NEUROSCIENCENEWS.COM/NEUROSCIENCE-TERMS/NEURONS/\)](http://neurosciencenews.com/neuroscience-terms/neurons/)

[NEUROSCIENCE \(HTTP://NEUROSCIENCENEWS.COM/NEUROSCIENCE-TERMS/NEUROSCIENCE/\)](http://neurosciencenews.com/neuroscience-terms/neuroscience/)

[NEWVOUS SYSTEM \(HTTP://NEUROSCIENCENEWS.COM/NEUROSCIENCE-TERMS/NEWVOUS-SYSTEM/\)](http://neurosciencenews.com/neuroscience-terms/newvous-system/)

[OPEN ACCESS \(HTTP://NEUROSCIENCENEWS.COM/NEUROSCIENCE-TERMS/OPEN-ACCESS/\)](http://neurosciencenews.com/neuroscience-terms/open-access/)

[OPEN SCIENCE \(HTTP://NEUROSCIENCENEWS.COM/NEUROSCIENCE-TERMS/OPEN-SCIENCE/\)](http://neurosciencenews.com/neuroscience-terms/open-science/)

[PROTEIN SYNTHESIS \(HTTP://NEUROSCIENCENEWS.COM/NEUROSCIENCE-TERMS/PROTEIN-SYNTHESIS/\)](http://neurosciencenews.com/neuroscience-terms/protein-synthesis/)

[SLEEP \(HTTP://NEUROSCIENCENEWS.COM/NEUROSCIENCE-TERMS/SLEEP/\)](http://neurosciencenews.com/neuroscience-terms/sleep/)

[WAKING \(HTTP://NEUROSCIENCENEWS.COM/NEUROSCIENCE-TERMS/WAKING/\)](http://neurosciencenews.com/neuroscience-terms/waking/)



New Sleep Apnea Device Winx - No Mask!

60-Day Money Back Guarantee!

**LEARN
MORE**

NEUROSCIENCE NEWS

([HTTP://NEUROSCIENCENEWS.COM/AUTHOR/NEUROSCIENCENEW/](http://neurosciencenews.com/author/neurosciencenew/))

Neuroscience News posts news from various labs, universities, hospitals and news departments around the world.

 (<http://neurosciencenews.com>)
  (<http://www.twitter.com/NeuroscienceNew>)
 

 (<https://plus.google.com/u/0/+Neuroscience/posts>)
  (<http://www.facebook.com/neurosciencenews>)

RELATED POSTS

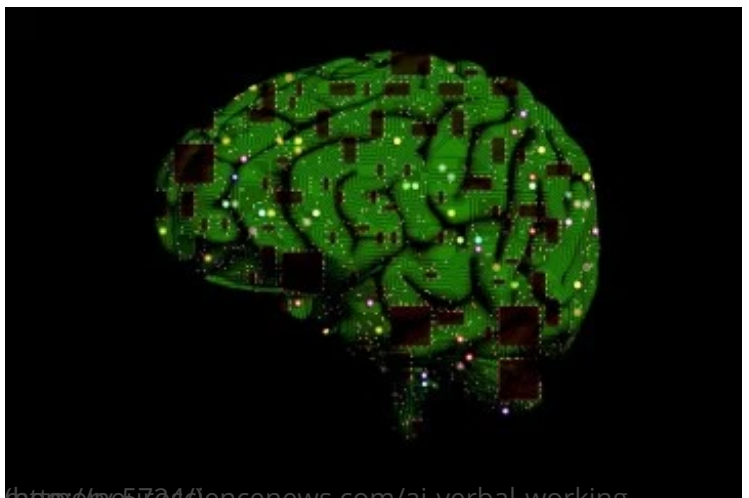


CAN YOU UNCONSCIOUSLY FORGET AN EXPERIENCE?
([HTTP://NEUROSCIENCENEWS.COM/UNCONSCIOUS-FORGETTING-5725/](http://neurosciencenews.com/unconscious-forgetting-5725/))

NEUROSCIENCE NEWS

([HTTP://NEUROSCIENCENEWS.COM/AUTHOR/NEUROSCIENCENEW/](http://neurosciencenews.com/author/neurosciencenew/))

✕ **DECEMBER 12, 2016**



DISCOVERY OF NEW VERBAL WORKING MEMORY ARCHITECTURE HAS IMPLICATIONS FOR ARTIFICIAL INTELLIGENCE
([HTTP://NEUROSCIENCENEWS.COM/AI-VERBAL-WORKING-MEMORY-5724/](http://neurosciencenews.com/ai-verbal-working-memory-5724/))

NEUROSCIENCE NEWS

([HTTP://NEUROSCIENCENEWS.COM/AUTHOR/NEUROSCIENCENEW/](http://neurosciencenews.com/author/neurosciencenew/))

✕ **DECEMBER 12, 2016**

GIVE US YOUR OPINION ON THIS NEUROSCIENCE RESEARCH.

Enter your comment here...



Want to Retire Comfortably?

If you have a \$500,000 portfolio, download the guide by *Forbes* columnist Ken Fisher's firm. It's called, ***The Definitive Guide to Retirement Income.***

Click Here to Download Your Guide!

FISHER INVESTMENTS*

Advertisements

SCIENCE GIFTS

Neuroscience Store

Lab Equipment Science Toys
 Science Clothes Robotics
 EEG Headsets Science Models
 Oscilloscopes Microscopes



(<http://neurosciencenews.com/shop/>)

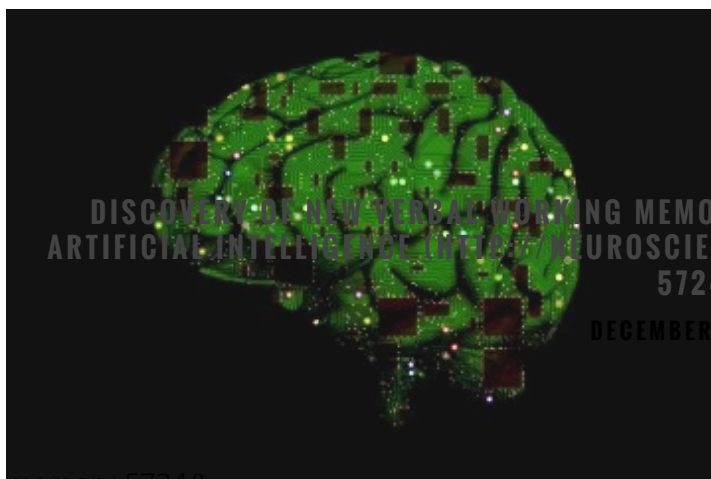
RECENT NEUROSCIENCE



CAN YOU UNCONSCIOUSLY FORGET AN EXPERIENCE?
 ([HTTP://NEUROSCIENCENEWS.COM/UNCONSCIOUS-FORGETTING-5725/](http://neurosciencenews.com/unconscious-forgetting-5725/))

DECEMBER 12, 2016

(<http://neurosciencenews.com/unconscious-forgetting-5725/>)



DISCOVERY OF NEW VERBAL WORKING MEMORY ARCHITECTURE HAS IMPLICATIONS FOR ARTIFICIAL INTELLIGENCE ([HTTP://NEUROSCIENCENEWS.COM/AI-VERBAL-WORKING-MEMORY-5724/](http://neurosciencenews.com/ai-verbal-working-memory-5724/))

DECEMBER 12, 2016

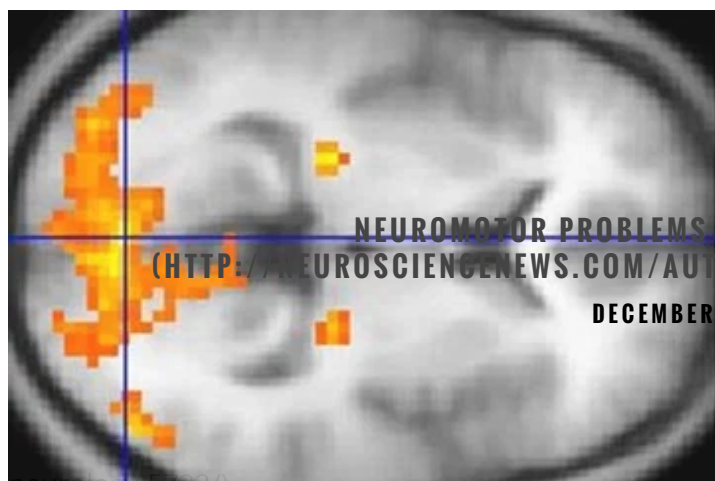
(<http://neurosciencenews.com/ai-verbal-working-memory-5724/>)



STUDY UNCOVERS DETAILS OF INFORMATION PROCESSING IN THE BRAIN
([HTTP://NEUROSCIENCENEWS.COM/EEG-INFORMATION-PROCESSING-5723/](http://neurosciencenews.com/eeg-information-processing-5723/))

DECEMBER 12, 2016


(<http://neurosciencenews.com/eeg-information-processing-5723/>)



NEUROMOTOR PROBLEMS AT THE CORE OF AUTISM
([HTTP://NEUROSCIENCENEWS.COM/AUTISM-NEUROMOTOR-NEUROLOGY-5722/](http://neurosciencenews.com/autism-neuromotor-neurology-5722/))

DECEMBER 12, 2016

(<http://neurosciencenews.com/autism-neuromotor-neurology-5722/>)



UNIQUE VISUAL STIMULATION MAY BE NEW TREATMENT FOR ALZHEIMER'S
([HTTP://NEUROSCIENCENEWS.COM/ALZHEIMERS-VISUAL-STIMULATION-5721/](http://neurosciencenews.com/alzheimers-visual-stimulation-5721/))

DECEMBER 10, 2016

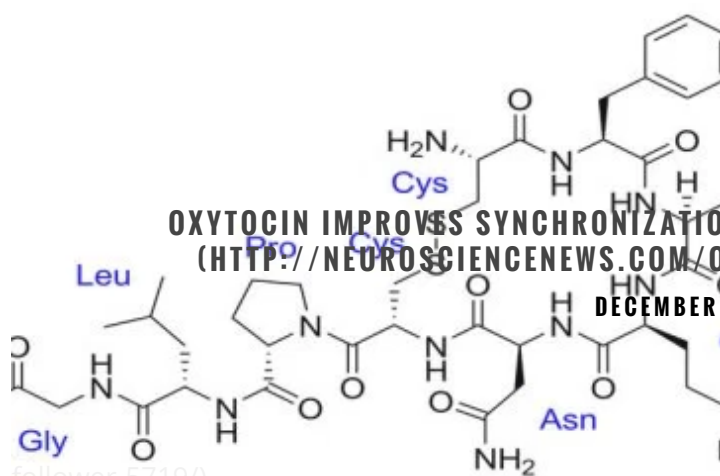
(<http://neurosciencenews.com/alzheimers-visual-stimulation-5721/>)



A POTENTIAL DRIVER OF AGE AND ALZHEIMER'S RELATED MEMORY LOSS
 (HTTP://NEUROSCIENCENEWS.COM/AGE-ALZHEIMERS-MEMORY-LOSS-5720/)

DECEMBER 10, 2016

(http://neurosciencenews.com/age-alzheimers-
 (http://neurosciencenews.com/age-alzheimers-memory-loss-5720/))



OXYTOCIN IMPROVES SYNCHRONIZATION IN LEADER-FOLLOWER INTERACTION
 (HTTP://NEUROSCIENCENEWS.COM/OXYTOCIN-LEADER-FOLLOWER-5719/)

DECEMBER 10, 2016

(http://neurosciencenews.com/oxytocin-leader-
 (http://neurosciencenews.com/oxytocin-leader-follower-5719/))



HIGHER BMI IN ADOLESCENCE MAY AFFECT COGNITIVE FUNCTION IN MIDLIFE
 (HTTP://NEUROSCIENCENEWS.COM/TEEN-BMI-COGNITIVE-FUNCTION-5718/)

DECEMBER 9, 2016

(http://neurosciencenews.com/teen-bmi-cognitive-
 (http://neurosciencenews.com/teen-bmi-cognitive-function-5718/))

Enter your email to receive notifications of Neuroscience News posts.

Subscribe

(https://instagram.com/wtfscience?utm_source=ig_embed&utm_medium=impression)



[Submit Neuroscience News \(http://neurosciencenews.com/submit-neuroscience-news/\)](http://neurosciencenews.com/submit-neuroscience-news/)

Subscribe

NN ON SOCIAL MEDIA

(<http://www.facebook.com/neurosciencenews>) (<http://twitter.com/neurosciencenews>) (<http://www.youtube.com/neurosciencenews>)



([HTTP://NEUROSCIENCENEWS.COM](http://neurosciencenews.com))

NEUROSCIENCE NEWS

